

SHORESTATION FLOATING DOCK

ShoreStation Style That Floats!



ShoreStation® | *The original since 1959*



FLOATING DOCK SYSTEM

Now you can get an **INNOVATIVE** floating dock system from the most trusted name in **WATERFRONT EQUIPMENT**

Floating Dock is the perfect solution for areas where water levels fluctuate on a regular basis. ShoreStation takes it to the next level, with a safe, stable floating dock system that is loaded with innovative features and stylish accessories.



WHY ? SHORESTATION ●



Versatile to Fit your Lifestyle

The innovative, modular design allows you to create unique, custom layouts. Change it around next year or add more sections and accessories - *it's all up to you!* A variety of anchoring options make it easy to fit your waterfront.

Aesthetically Pleasing

The sections are molded in an attractive sand beige with a natural wood-grain texture for a stylish look that compliments any waterfront. The sand beige color absorbs less heat and remains cooler to the touch than darker poly docks.

Maintenance-free & Worry-free

Durable poly sections will not rust, rot, splinter, peel or corrode. It's boat-friendly and foot-friendly, with no splinters, no sharp edges and no nails! The extra-thick walls stand up to the roughest of conditions and UV inhibitors ensure it will look great for years to come.

Accessories Galore

Go ahead - express yourself! The wide variety of accessories makes it easy to get creative and customize your layout. From functional items like lights, to decorative accents such as flagpoles - they're all designed to look right, fit right and work right. That's because they're all Genuine ShoreStation!

Simple Do-It-Yourself Assembly & Installation

The easiest dock system on earth - ShoreStation Floating Dock can easily be assembled without getting into the water. A variety of anchoring options are available - choose poles, weights & chains or piling loops - make it easy to fit your application.

Superior Design = Safety & Convenience

The unique design of the float chambers trap air on the surface of the water for additional buoyancy. This creates an exceptionally safe and stable platform that the whole family can enjoy. The standard 4'x8' sections are rated to handle 2500 pounds and it's easy to increase the buoyancy with extra flotation as needed. The 17" freeboard height is ideal for boarding most types of watercraft. Unlike many floating docks which sit lower in the water and draw 18" to 24", these sections have a very shallow draft, drawing only 3 inches at rest.

Environmentally Friendly

These dock sections are designed to have minimal impact on the environment. They get their buoyancy from air and they cannot release any polystyrene into the environment, which could kill fish and other wildlife.

GENUINE SHORESTATION ACCESSORIES

One of the most popular features of the ShoreStation Dock Systems is the wide variety of easily attachable accessories. Constructed of the finest materials, these accessories are specially designed to be useful, as well as compliment the beautiful appearance of your dock. From ladders and lights to our popular Swivel Chair, they're all here and they're all **Genuine ShoreStation!**

Poly Bench

The perfect place to sit back and relax! This cozy bench is molded from the same material as the dock for a perfect match.



Gear Tower with Light

Keep your dock organized with this handy Gear Tower. The large table top is perfect for drinks, a radio, or even for cleaning fish. Life jackets and towels hang neatly on the heavy-duty storage hooks. Keep the party going after hours with the optional light attachment.

Flag Pole & Holder

Dress up your dock and show your patriotic spirit! The telescoping aluminum pole comes complete with double harness for flying two flags and extends to a maximum height of 20 feet.



Parasol Sunshade

This big 12' parasol is the stylish way to beat the heat. It swivels 360° and retracts quickly for easy storage.




Swivel Chair

This popular accessory features a unique swivel base that makes it ideal for fishing or keeping an eye on the kids.




Dock Ladder

This maintenance-free aluminum ladder features a textured powder-coat finish that provides better traction and is cooler to the touch than steel or wood. The snap-button adjusting mechanism allows the ladder to be raised or lowered in seconds, without tools.



Durable Building Blocks


These durable floating dock sections are the building blocks used to create a layout. These sections are molded of maintenance-free, high-density polyethylene in a stylish sand beige color that compliments any waterfront. The color absorbs less heat and remains cooler to the touch than darker poly docks. They feature an anti-slip wood grain texture and connector sockets on all sides.



4' x 8' Floating Dock Section (FDA204896)
 Dimensions: 48" x 96" x 20" (122 cm x 244 cm x 51 cm)
 Weight: 200 lbs. (90.7 kg)
 Maximum Flotation: 2500 lbs. (1134 kg)



2' x 4' Floating Dock Section (FD202448)
 Add 2' to any section allowing you to create more custom layouts.
 Dimensions: 24" x 48" x 20" (60.96 cm x 122 cm x 50.8 cm)

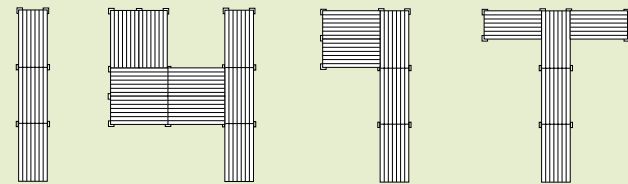


Miter Corner Float Section (FDM20)
 Adds stability and usable space to your dock.
 Dimensions: 46.59" x 65" x 20" (118.33 cm x 165.1 cm x 50.8 cm)



Thousands of Custom Layout Options

The versatile, modular design of ShoreStation Floating Dock makes it easy to create thousands of different layout options. These diagrams illustrate just a few of the possibilities. Your dealer can help you design a custom layout to meet your needs.



Floats

- FD204896 4' x 8' Floating Dock Section
- FD202448 2' x 4' Floating Dock Section
- FDM20 Floating Dock Miter Corner Section
- FDA0018 Floating Dock Extra Flotation

Connectors

- FDA0060 Floating Dock Connector
- FDA0019 Floating Dock 2" Pole Connector
- FDA0020 Floating Dock Finishing Connector
- FDA0057 Floating Dock Accessory Connector
- FDA0025 Floating Dock Extra Hardware

Anchoring


- DA0026 Floating Dock 2 In. Dead Man Collar
- FDA0027 Floating Dock Stiff Arm Fitting
- FDA0028 Floating Dock Stiff Arm Bracket
- FDA0023 Floating Dock 2" Pole Cover
- FDA0029 Floating Dock 2" Pole Remover
- FDA0030 Floating Dock 2" Pole Pounder
- FDA0056 Floating Dock 2" Pole Auger Kit
- FDA0031 Floating Dock 10" Piling Loop
- FDA0032 Floating Dock 12" Piling Loop
- FDA0033 Floating Dock 14" Piling Loop
- FDA0034 Floating Dock 16" Piling Loop
- FDA0035 Floating Dock 18" Piling Loop
- FDA0047 Floating Dock Deep Water Hardware
- DA0048 Floating Dock 4' Gangway Hinge Assembly
- DA0049 Floating Dock 4' Gangway Roller Assembly
- DA0050 Floating Dock 4' Seawall Hinge Assembly

Accessories

- DA0059-15 Floating Dock Bumper
- DA0044-15 Floating Dock Swivel Chair
- DA0051-15 Floating Dock Gear Tower
- DA0055-15 Floating Dock Gear Tower Light
- DA0053-15 Floating Dock Light
- DA0039 Floating Dock Parasol
- DA0041-15 Floating Dock Ladder
- DA0042 Floating Dock Flag Pole
- FDA0036 Floating Dock 44" Guardrail
- FDA0037 Floating Dock 67" Guardrail
- FDA0038 Floating Dock 92" Guardrail
- FDA0046 Floating Dock Cleat 7" x 1.35"
- FDA0058 Floating Dock 4' Poly Bench



Gangway Hinge (DA0048)
 Allows a section of ShoreStation Stationary Dock to be used as a gangway.



Gangway Roller (DA0049)
 Allows a section of ShoreStation Stationary Dock to be used as a gangway.



Floating Dock Connector (FDA0060)
 Connects two dock sections together.



Finishing Connector (FDA0020)
 Fills outer connector sockets for a more finished appearance.



Pole Cover (FDA0023)
 Attractive cover for 2" anchor poles.



Pole Connector (FDA0019)
 Fits in outer socket to hold 2" anchor pole.




Dock Cleat (FDA0046)
 Mounts to the top of the dock creating a secure point to tie up your boat.



Piling Loop
 Allows dock to be anchored to the pilings of a pier or other structure. Available in 5 sizes.



Dead Man Collar (DA0026)
 Fits in 2" pole connector to anchor dock in deep water. Chain and anchor not included.



Extra Flotation (FDA0018)
 Fits under the dock section to provide extra lift where needed. Recommended for added buoyancy under gangways, fingers or swim ladders.

Models and specifications are subject to change. Visit shorestation.com for the latest updates.

THE SHORESTATION STORY

For nearly 50 years ShoreStation products received worldwide recognition for their top-quality design and construction.

A TRADITION OF EXCELLENCE

It all began at a quiet Minnesota lake home in the late 1950's. That's when ShoreStation founder Byron Godbersen set aside his numerous patents on agricultural equipment and began to focus on his real passion... boating.

The first ShoreStation boat lift debuted at the 1959 Minneapolis Trade Show. Significant innovations like the geared winch and cantilevered platform made it an instant hit. Today that same pioneering spirit continues with products like our Aluminum Dock and Direct Drive Boat Lifts. Products that instill Byron's original philosophy... *"We build it best, or we don't build it."*



►► AUTHORIZED DEALER

ShoreStation® | *The original since 1959*

Midwest Industries, Inc.
102-122 E. Hwy 175
Ida Grove, Iowa 51445
800.859.3028
shorestation.com

B707070

11/07